

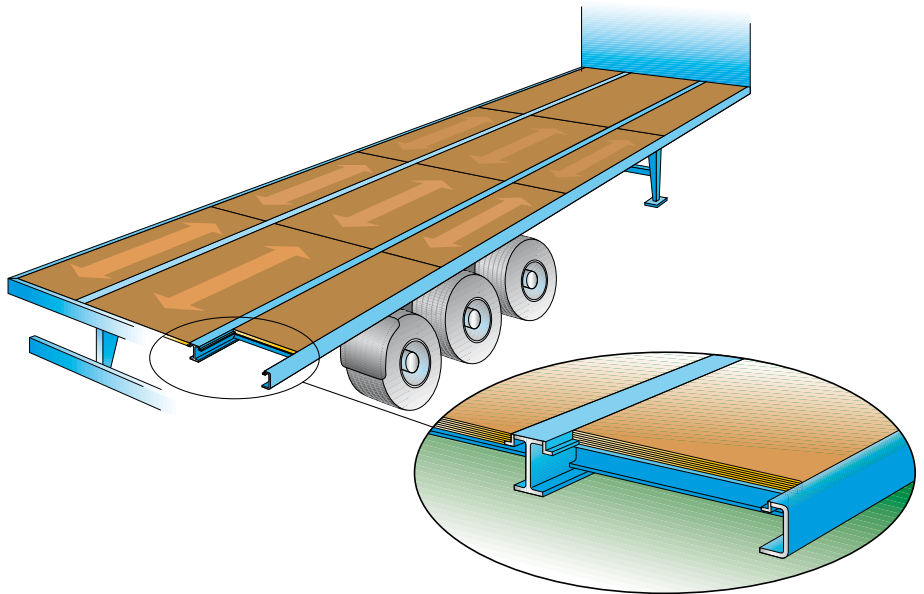
WE LEAD.  
WE LEARN.



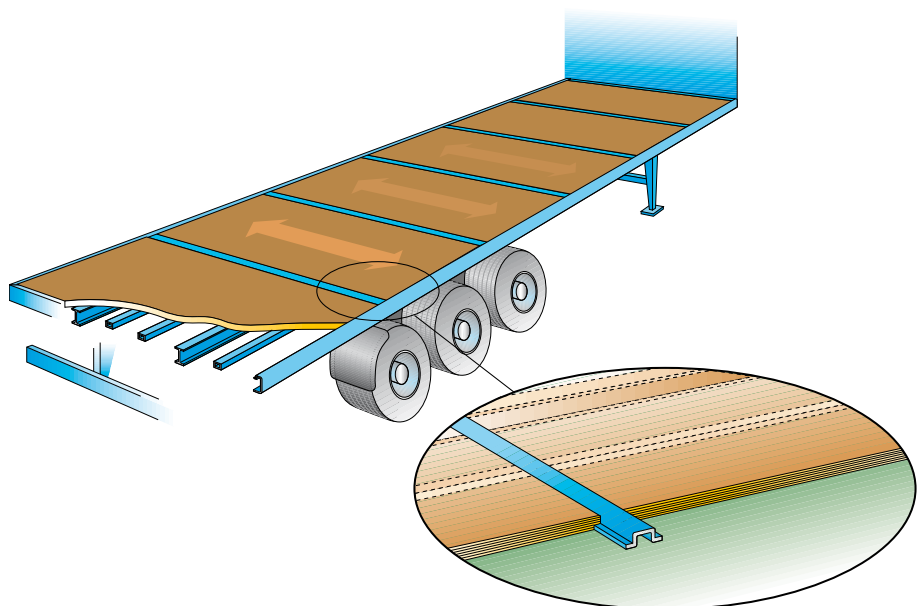
# WISA® TRAILER FLOOR INSTALLATION

**WISA flooring plywoods are designed for demanding vehicle floorings. Panels are supplied machined for quick installation.**

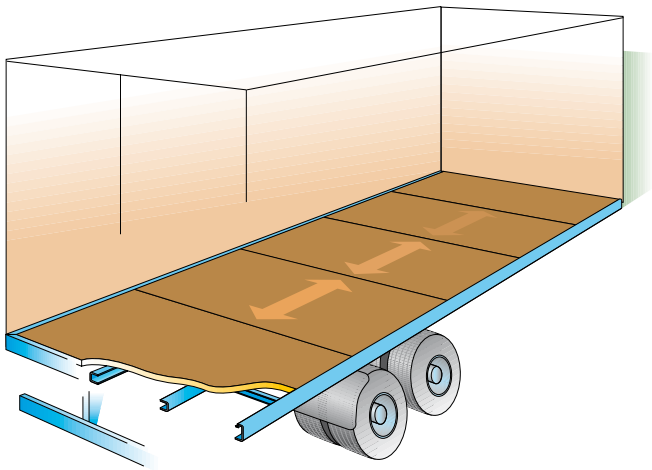
## Longitudinal installation



## Transversal installation

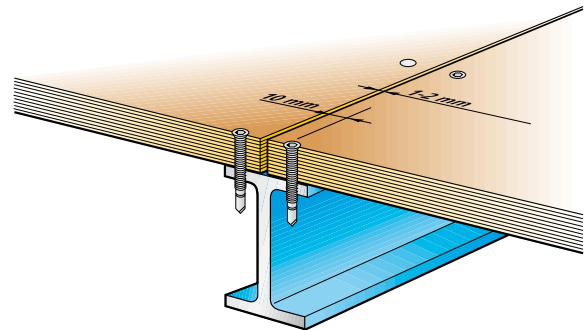
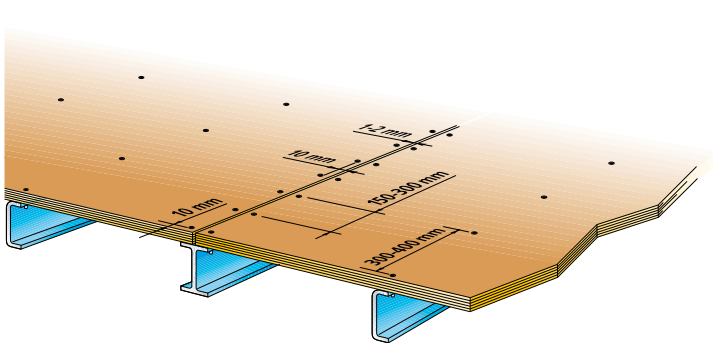


## Truck body, transversal installation



- The joint between the plywood panels must be at the same level
- The joints between boards must be filled with joint paste
- The edge sealing must be done min. twice around the plywood boards
- If the customer is cutting the plywood panels by themselves, all the edges must be sealed min. twice around the plywood boards

## Fixing



- Gap between panels min. 1–2 mm.
- Spacing between screws 150–300 mm near to the joint.
- Spacing between screws 300–400 mm elsewhere on the panel.
- The distance from the edge of the screw head to the panel edge is min. 10 mm.

## Screws

- Acid proof screws to be used
- Specific self countersunk screw-heads to be used
- Protect the screw-heads after installation with sealing compound



### UPM Plywood

Niemenkatu 16  
P.O. Box 203  
FI-15141 Lahti  
Finland  
Tel. +358 204 15 113  
Fax +358 204 15 112

[www.wisa.com](http://www.wisa.com)  
[www.upm-kymmene.com](http://www.upm-kymmene.com)

UPM policy is one of continuous development. We reserve the right to amend specifications without notice or obligation.