



WISA®-Lam Components

**Wisa-Lam components
are produced according
to individual customer
requirements delivered
on a just in time principle.**

Wisa-Lam is produced from Nordic Pine in a wide range of component constructions. Each construction is specifically designed for the production of Windows, doors and staircases.

We can offer solutions with finger-jointed or solid lamells, special length, optimized and tailored qualities based on individual customer demands.

Advantages with Wisa-Lam Components

- better stability
- tailor-made quality according to customers demand
- less raw material stock (in comparison with rough sawn timber)
- reduction in waste during production
- cost effective and time saving


As one of largest operators in the sawmilling industry, we have secure and good access to raw material of the right quality, for our components production.





FJ-Lam

Quality optimized, finger-jointed and laminated components up to 6000 mm length. Supplied as rectangular or L-profile.





FJ-Blanks

Quality optimized and finger-jointed solid goods.




Pro-Lam

Quality optimized solid lamells.
Available also in a combination of solid (non-FJ) and finger-jointed lamells.
Supplied as rectangular or L-profile.



Opti - Blanks

Quality optimized and planed solid pieces.
(length restrictions apply).



55 Queen Street
Maidenhead
Berks, SL6 1LT, U.K.

Tel. +44 1628 513 300
Fax +44 1628 513 400

www.wisa.com
www.upm-kymmene.com