

WE LEAD.
WE LEARN.



WISA®-FORM SLAB

WISA-Form Slab is a coated special plywood for use in loose panel concrete formwork.

Base board

Spruce plywood made solely from spruce (softwood) veneers bonded together in a cross banded construction.

Bonding

Phenolic resin cross-bonded weather resistant glueing according to EN 314-2/class 3 exterior, EN636-3.

Surface

WISA-Form Slab coating weight is 400gm/m² both sides.

Face and reverse: Brown phenolic film (abt. RAL 8017).

Edge protection: Two coats of water resistant paint.

Imprinted text: "WISA®-Form Slab".

Thicknesses and weight

Nominal thickness (mm)	Min. thickness (mm)	Max. thickness (mm)	Weight (kg/m ²)
15	14.3	15.3	7.6
18	17.1	18.1	9.0
21	20.0	20.9	10.2

Panel size

2400/2440/2500 x 1200/1220/1250 mm

Size limits

Size tolerances:	< 1000 mm	± 1 mm
	1000-2000 mm	± 2 mm
	> 2000 mm	± 3 mm

Other information

The panel can have dimensional changes due to changes in the air humidity.

End uses

Usage mainly for slab forms.

Typical number of reuses is likely to be about 5 -10 times.

However the number of reuses will depend on a wide range of factors including good site practice, the required concrete finish, careful handling & storage of forms and the type and quality of release agent.





Design Data

Mechanical properties of WISA-Form Slab, in standard thicknesses, moisture content $10 \pm 2\%$.

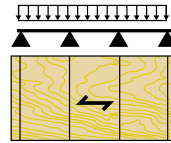
Nominal thickness (mm)	Mean modulus of elasticity bending (N/mm^2)		Characteristic strength bending (N/mm^2)	
	Eml	Eml-	fml	fml-
18	8170	3830	20.4	13.0
21	7547	4453	18.9	14.3

WISA-Form Slab is constructed with the grain direction of the outermost (face) veneers running parallel to the long edges of the panel. Therefore boards should always be used with the long edges parallel to the span direction to minimise deflection of the shutter.



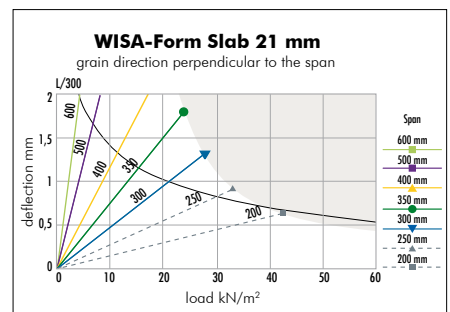
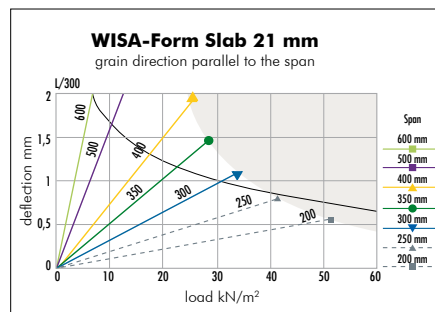
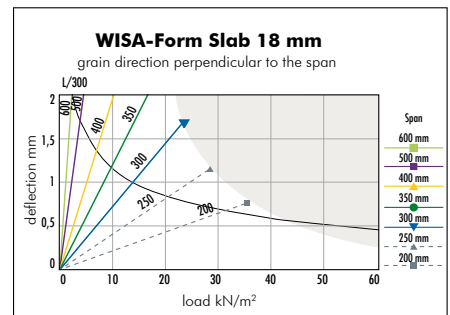
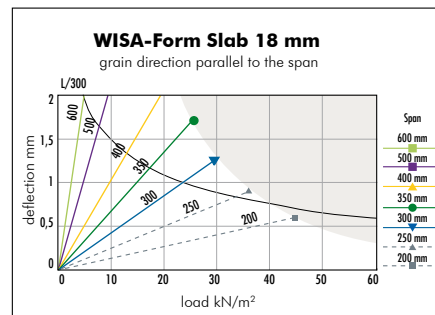
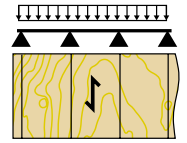
Face grain parallel to the span (||)

← grain direction of surface veneers



Face grain perpendicular to the span (I-)

← grain direction of surface veneers



Moisture content 27 %, short term loading

Partial safety factor for the material is 1.3. Partial safety factor for the loads is 1.2.

Deflection limit $L/300$ of the span

Support width is not taken into account in calculations



UPM Plywood
Niemenkatu 16
P.O. Box 203
FI-15141 Lahti
Finland

Tel. +358 204 15 113
Fax +358 204 15 112

www.wisa.com
www.upm-kymmene.com

Recommendations for use

Cover the panels to protect them from direct sunshine and rain.

Seal the cut edges and machining made at site with paint suitable for exterior use. Use good quality form oil.

Seal screw holes with silicone to prevent moisture absorption.

Clean the panels carefully after every use.

Handle panels with care to get maximum reuses possible.

See "Site guidance note for WISA-Form plywood" available from UPM.